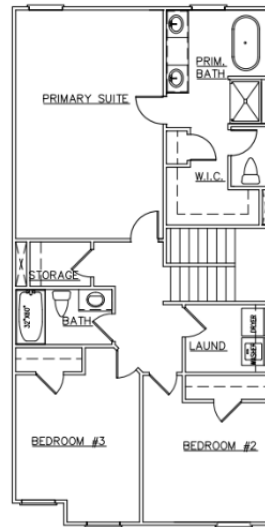
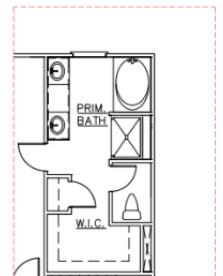


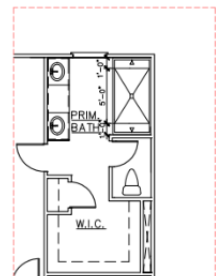
FIRST FLOOR PLAN-CECIL



OPT. SECOND FLOOR PLAN-CECIL



OPT. STANDARD TUB



OPT. 7' SHOWER

