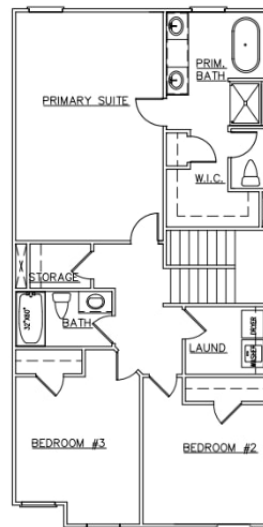
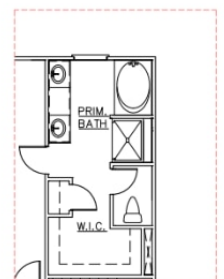


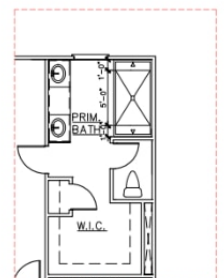
FIRST FLOOR PLAN—CECIL



OPT. SECOND FLOOR PLAN—CECIL



OPT. STANDARD TUB



OPT. 7' SHOWER

